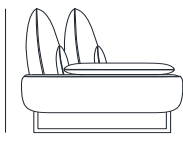
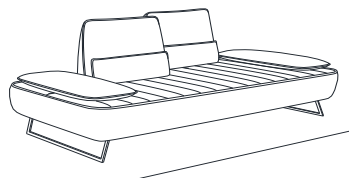




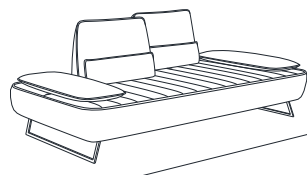
SCHEDA TECNICA		MOD.	CHAOS
104		H.SEDUTA	48
		P. SEDUTA	56/100
124/140		H BRACCIO	56
		L BRACCIO	43

cod.300
3 POSTI FISSO



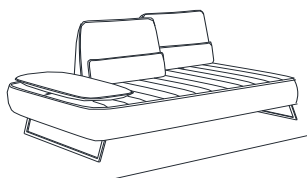
260

cod. 200
2 POSTI FISSO



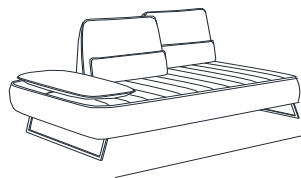
231

cod. 301/303
3 POSTI 1BR.



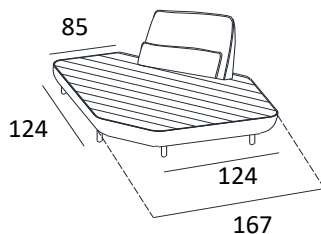
217

cod. 201/203
2 POSTI 1BR.



188

cod. 555
ANGOLO ESAG.



RIVESTIMENTO

DA CAMPIONARIO RIVESTIMENTI CUBO ROSSO

STRUTTURA

IN LEGNO SUDDIVISA IN PERCENTUALE TRA ABETE MULTISTRATO TRUCIOLARE E MASONITE

IMBOTTITURA

SEDUTA	SCHIENALE	BRACCI
POLIURETANO ESPANSO	FIOCCO SILICONATO	POLIURETANO ESPANSO
DENSITA' 35 x KG.		

SISTEMA DI SOSPENSIONI

SEDUTA	CINGHIA ELASTICA	
SCHIENALE	CINGHIA ELASTICA	

PIEDI

IN METALLO H.17,5CM

CARATTERISTICHE

OPTIONAL

NOTE